
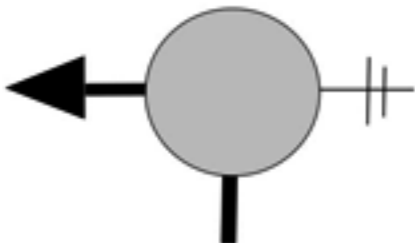
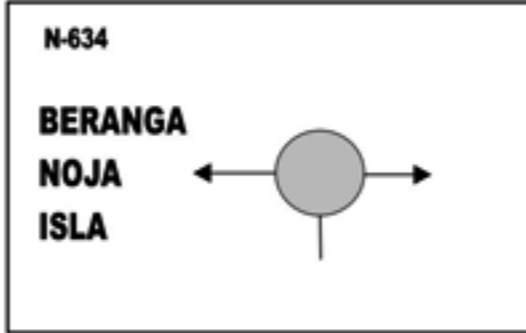
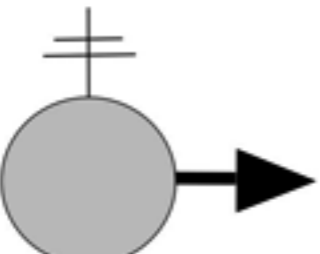
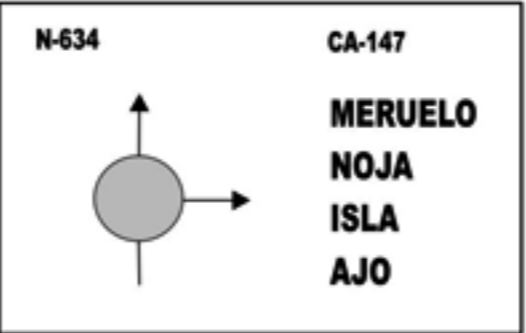
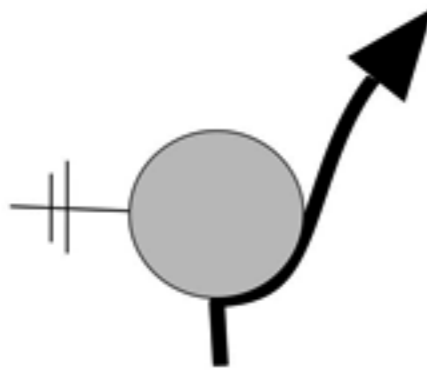





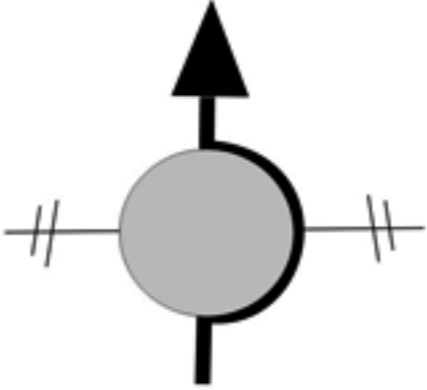
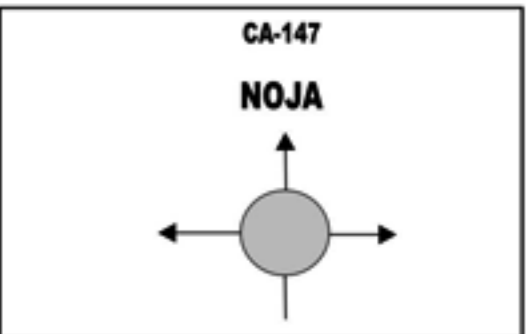
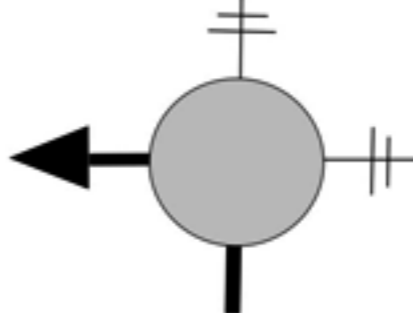
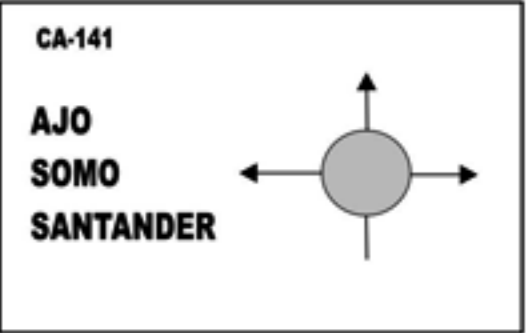
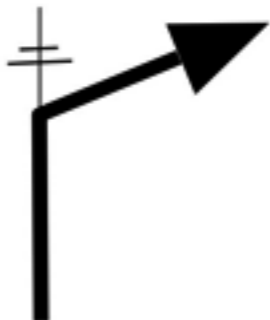
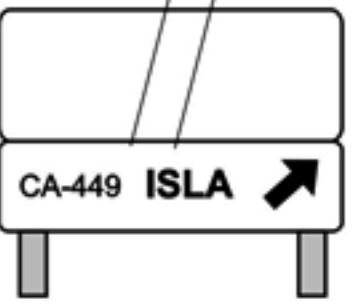

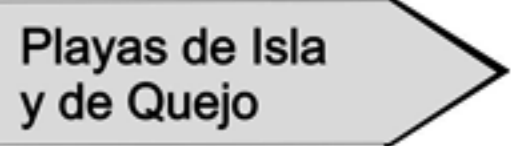
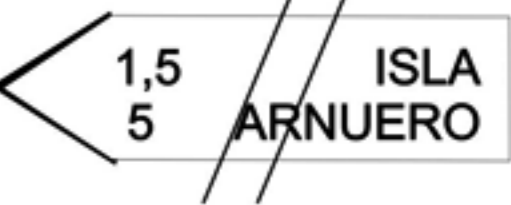
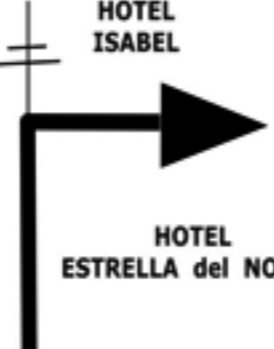

# Como llegar al Hotel

Hotel OLIMPO (Isla)

Distancia (Km.)		Dirección	Informaciones
Total	Parcial		
0,000	0,000	1 <b>TOMAR SALIDA 185 DE LA AUTOVIA BILBAO-SDER</b>	
0,300	0,300	2  <b>GIRAR A LA IZDA.</b>	 <b>DIRECC. ISLA</b>
0,600	0,300	3  <b>GIRAR A LA DCHA.</b>	 <b>DIRECC. ISLA</b>
4,530	3,930	4  <b>DE FRENTE</b>	 <b>DE FRENTE</b>
5,260	0,730	5  <b>SE ACONSEJA LLENAR EL DEPÓSITO</b>	 <b>SE ACONSEJA LLENAR EL DEPÓSITO</b>

# Como llegar al Hotel

Hotel OLIMPO (Isla)

Distancia (Km.)		Dirección	Informaciones
Total	Parcial		
5,920	0,660	6  <b>DE FRENTE</b>	 <b>DE FRENTE</b>
8,000	2,080	7  <b>GIRAR A LA IZDA.</b>	 <b>DIRECC. ISLA</b>
8,730	0,730	8  <b>MUCHA ATENCION</b>	 <b>DESVIO A LA DCHA.</b>
11,650	2,920	9  <b>DE FRENTE</b>	 
12,650	1,000	10  <b>DESVIO A LA DCHA. AL HOTEL</b>	 <b>Acceder hasta recepción con el coche para bajar el equipaje.</b>